

## Government Contracting

# AMERICAN STATE ADMINISTRATORS PROJECT (ASAP)

The American State Administrators Project (ASAP) is a decades-long survey of state agency leaders. This remarkable dataset provides a 50-year, 50-state chronological portrait of state administrative leaders, what they think, and what their agencies do.

These data are now being made public for the first time and will be a major resource for the broader scholarly community.

## ASAP: DATA & HISTORY

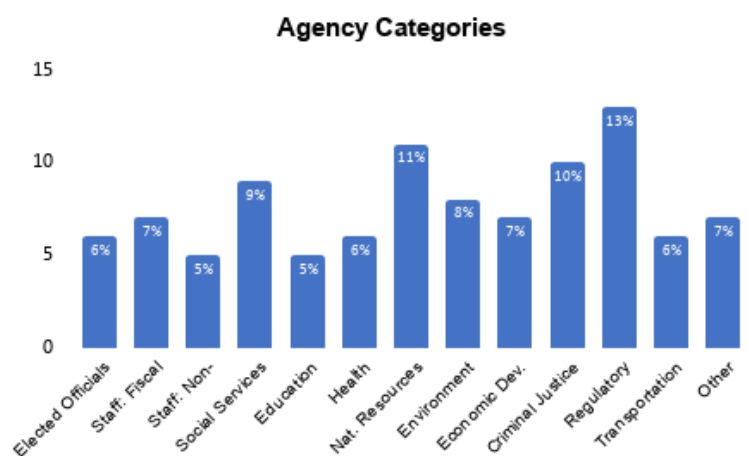
The first ASAP survey was administered in 1964. Additional waves were administered on a twice-a-decade schedule in 1968, 1974, 1978, 1984, 1988, 1994, 1998, 2004, and 2008.

Professor Deil Wright led the 1964 to 1998 surveys, while Professors Wright and Cynthia Bowling co-directed the 2004 and 2008 ASAP surveys. In keeping with Professor Wright's wishes, Professor Susan Webb Yackee at the University of Wisconsin-Madison has led efforts to share the 1964 to 2008 ASAP data with the scholarly community. Professor Yackee also implemented an ASAP-inspired survey of state agency leaders in 2018 in collaboration with Professor Jason Webb Yackee.

There are over 11,500 individual responses in the 1964-2008 ASAP dataset and more than 700 survey questions. Each wave of the ASAP survey received hundreds of responses from state agency leaders. Though the surveys were not uniform throughout the years, the team at the University of Wisconsin-Madison standardized the data, providing the opportunity for an unprecedented look at the evolution of the modern bureaucracy over time, across agencies, and across all 50 states.

## WHAT'S IN THE DATA?

ASAP provides survey responses from state agency leaders across a wide variety of agencies and question topics. The survey responses contain a wealth of information on agency leader views on critical questions of policy and administration. The data are organized by state, year, and agency functional category. Functional categories, presented as percentages of total responses, are shown in the chart to the right.



## **GOVERNMENT CONTRACTING DATA**

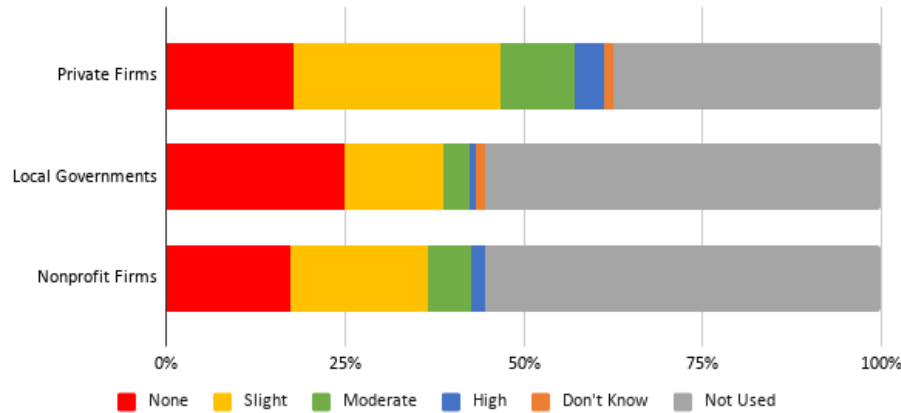
The ASAP data contain a rich set of resources on federal-state relations and the role of government contracting in state agency practice.

For example, the ASAP data show how contracting impacts relationships between national and state governments, and how agency leaders view and depend on government contracting.

The figures presented here illustrate just a small selection of the topics and data included in the ASAP dataset. With thousands of individual responses to dozens of questions concerning a variety of topics (including other questions on contracting and federal-state relations), the ASAP dataset provides an unparalleled resource for scholars across a variety of fields, including public administration, political science, public policy, and law.

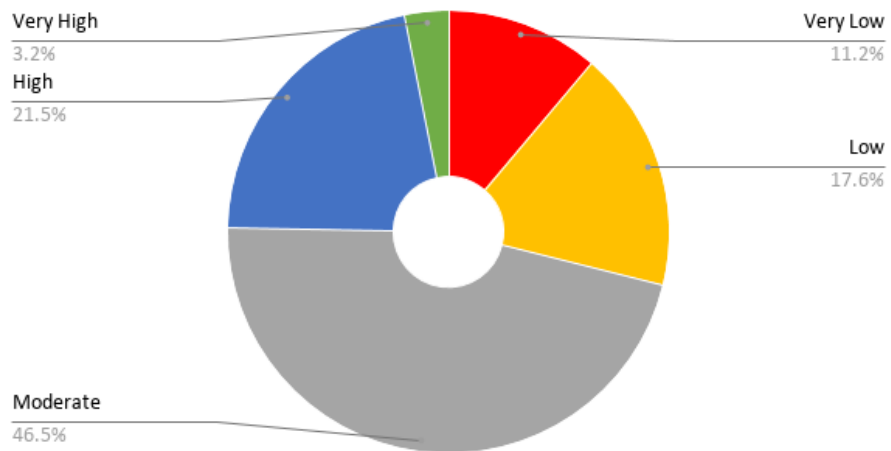
**Importance of Contracting Out to the Following Groups for Coping with Expenditure Reductions Over the Past Three Years**

*n = 4,425 ; years = 1984, 2004*



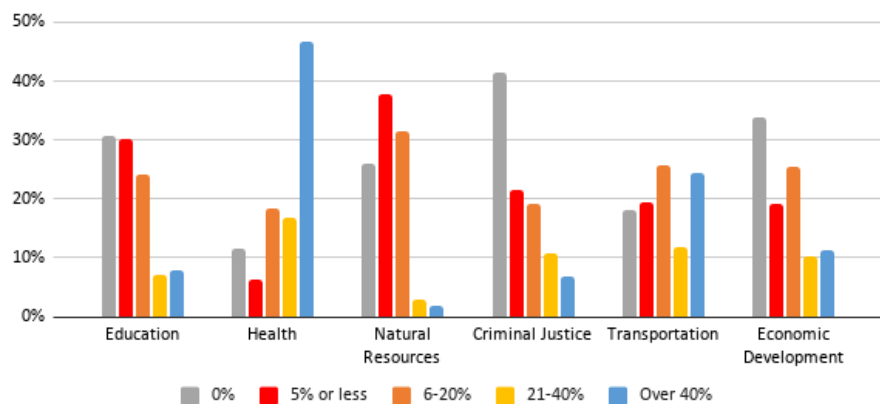
**Rate the Extent of Competition Among the Contract Providers Your Agency Uses**

*n = 437 ; year = 2008*



**Percentage of Agency's Budget Allocated to Contracting for Delivery of Services to the Public**

*n = 1,264 ; years = 1998, 2004, 2008*



## **ACCESSING THE DATA**

- 1) Visit [asap.wisc.edu](http://asap.wisc.edu)
  - 2) Request the data at: [asap.wisc.edu/dataset](http://asap.wisc.edu/dataset)  
Please note that the data are only available to scholars and for scholarly research purposes.
  - 3) Applications will be reviewed by ASAP staff, and once approved, researchers will be sent the files containing ASAP data from 1964 to 2008. A corresponding Codebook will explain how to use and cite the data.
- For additional information, including more one-pagers and an FAQ, visit the ASAP website.